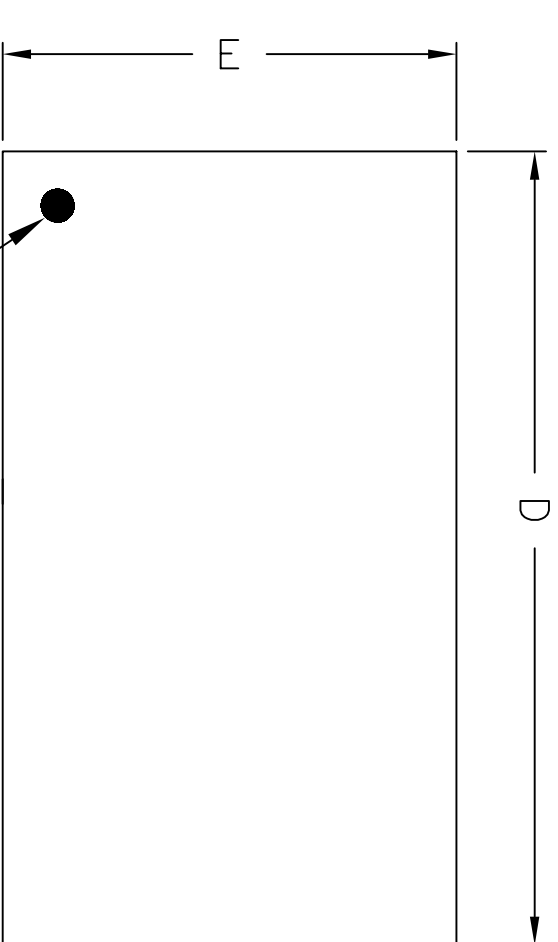
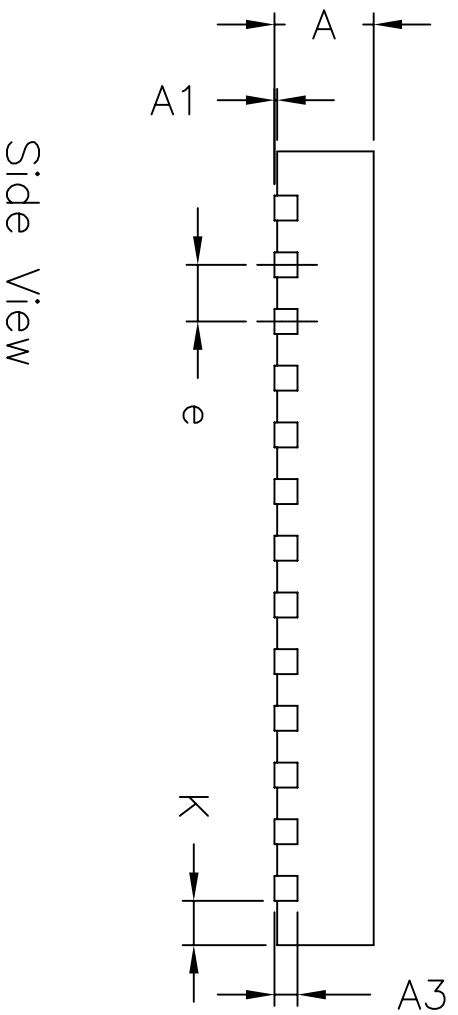
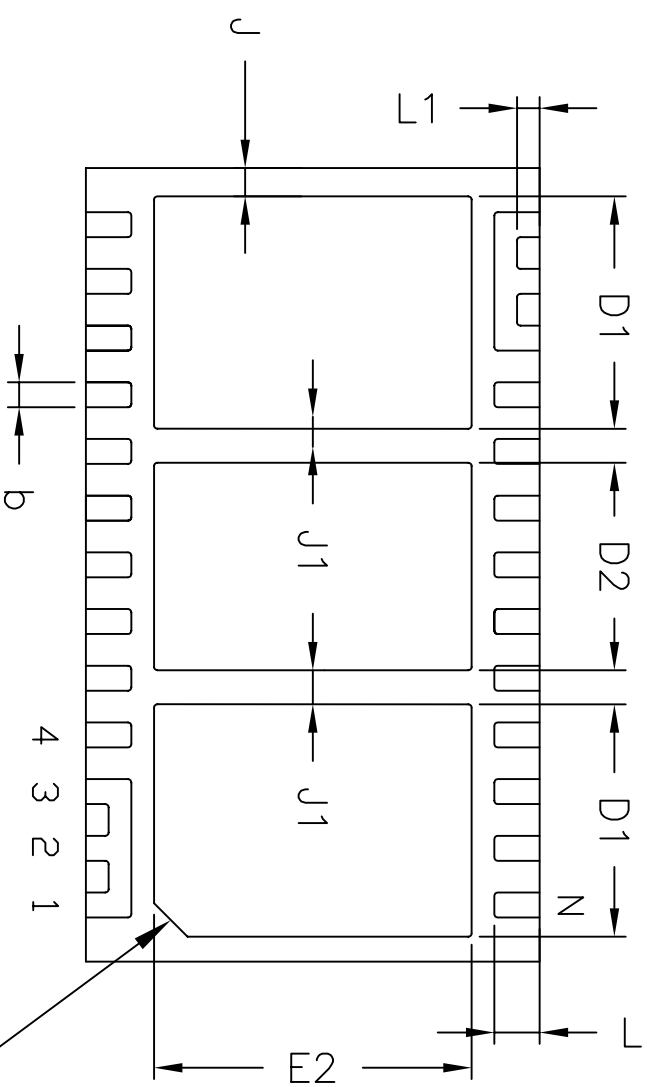


| REVISION HISTORY | | | |
|------------------|--------------------------------------|----------|-------|
| REV. | DESCRIPTION | DATE | APP'D |
| A | DRAWING ORIGINATOR | 02/16/06 | JL |
| B | DRAWING FORMAT MODIFICATION | 05/22/06 | JL |
| C | CHANGE DRAWING LOGO AND COMPANY NAME | 11/28/07 | JL |

Top View



Bottom View



Side View

| SYMBOLS | DIMENSIONS IN MM (Control Unit) | | | DIMENSIONS IN INCH (Reference Unit) | | |
|---------|------------------------------------|------|------|--|-------|-------|
| | MIN | NOM | MAX | MIN | NOM | MAX |
| A | 0.80 | 0.90 | 1.00 | 0.031 | 0.035 | 0.039 |
| A1 | 0.00 | — | 0.05 | 0.000 | — | 0.002 |
| A3 | 0.18 | 0.20 | 0.23 | 0.007 | 0.008 | 0.009 |
| b | 0.17 | 0.22 | 0.27 | 0.007 | 0.009 | 0.011 |
| D | 6.95 | 7.00 | 7.05 | 0.274 | 0.276 | 0.278 |
| D1 | 2.00 | 2.05 | 2.10 | 0.079 | 0.081 | 0.083 |
| D2 | 1.78 | 1.83 | 1.88 | 0.070 | 0.072 | 0.074 |
| e | 0.50 BSC | | | 0.020 BSC | | |
| E | 3.95 | 4.00 | 4.05 | 0.156 | 0.157 | 0.159 |
| E2 | 2.73 | 2.78 | 2.83 | 0.108 | 0.109 | 0.111 |
| J | 0.20 | 0.25 | 0.30 | 0.008 | 0.010 | 0.012 |
| J1 | 0.25 | 0.30 | 0.35 | 0.010 | 0.012 | 0.014 |
| K | 0.34 | 0.39 | 0.44 | 0.013 | 0.015 | 0.017 |
| L | 0.35 | 0.40 | 0.45 | 0.014 | 0.016 | 0.018 |
| L1 | 0.20 BSC | | | 0.008 BSC | | |
| N | 26 | | | 26 | | |

26LD 7 X 4 MM DFN --- (OPTION 1)*

* Refer to product datasheet for POD option being used



EXAR CORPORATION

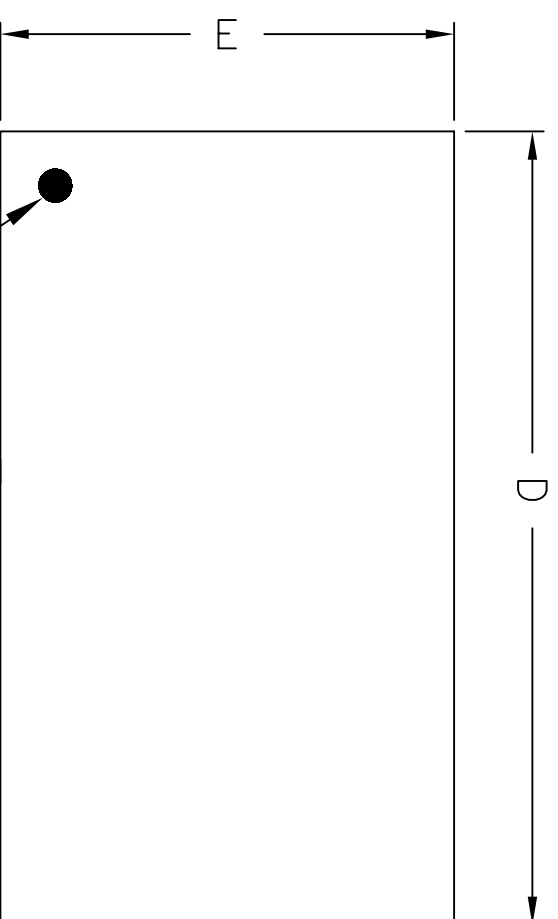
26LD 7X4 DFN PACKAGE OUTLINE

Packaging Approval: Drawing No: 26LD 7x4 DFN

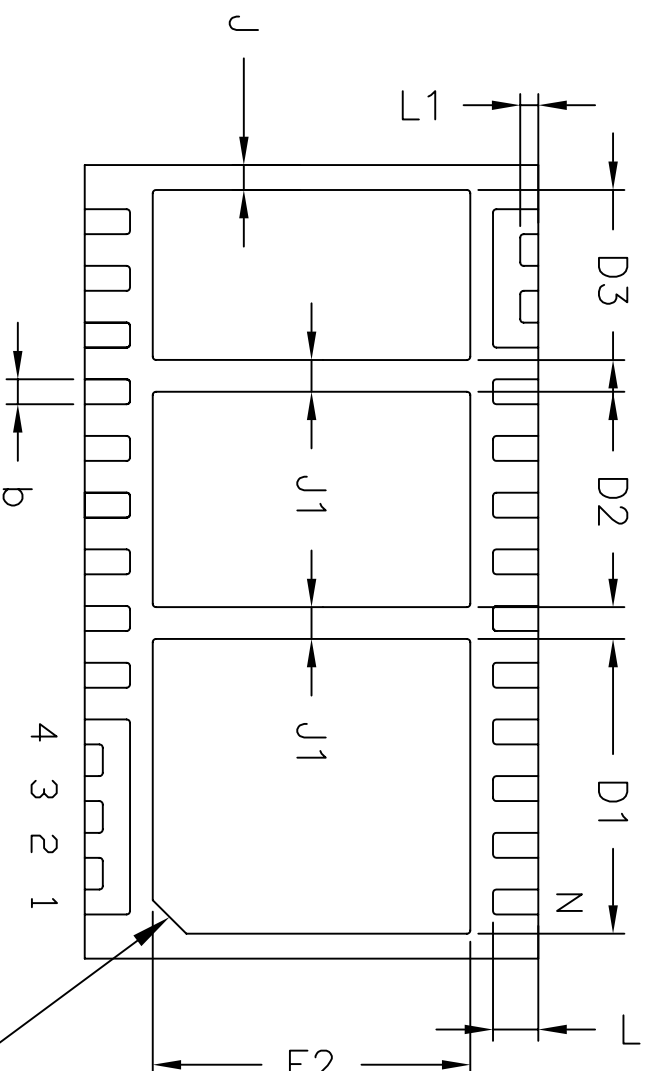
By: JL Date: 11/28/07 Revision: C Sheet: 1 OF 3

| REVISION HISTORY | | | |
|------------------|--------------------------------------|----------|-------|
| REV. | DESCRIPTION | DATE | APP'D |
| A | DRAWING ORIGINATION | 05/02/06 | JL |
| B | REVISE DISTANCE BETWEEN EXPOSED PADS | 06/29/06 | JL |
| C | CHANGE DRAWING LOGO AND COMPANY NAME | 11/28/07 | JL |

Top View

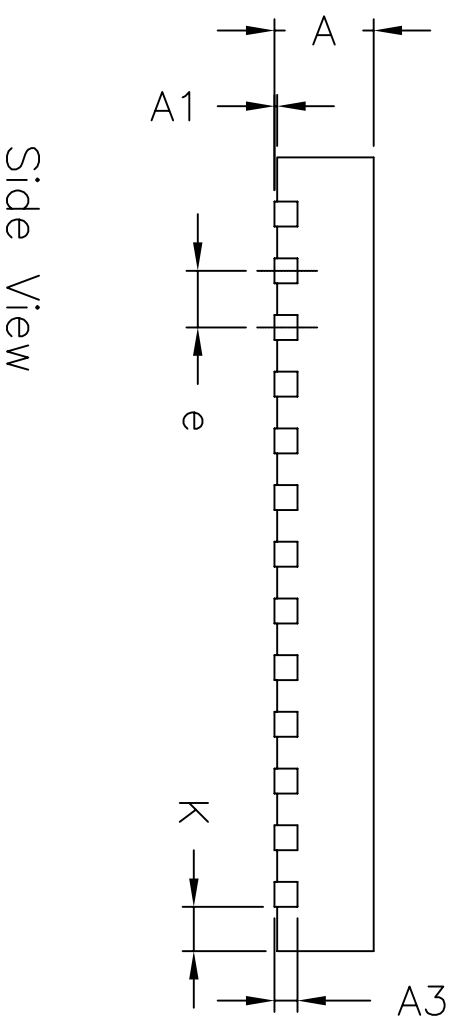


Bottom View



Pin 1
identification

Pin 1 chamfer
0.3mmx45°



Side View

| 26LD 7 X 4 MM DFN --- (OPTION 2)* | | | | | | |
|-----------------------------------|------------------------------------|------|------|--|-------|-------|
| SYMBOLS | DIMENSIONS IN MM (Control Unit) | | | DIMENSIONS IN INCH (Reference Unit) | | |
| | MIN | NOM | MAX | MIN | NOM | MAX |
| A | 0.80 | 0.90 | 1.00 | 0.031 | 0.035 | 0.039 |
| A1 | 0.00 | — | 0.05 | 0.000 | — | 0.002 |
| A3 | 0.18 | 0.20 | 0.23 | 0.007 | 0.008 | 0.009 |
| b | 0.17 | 0.22 | 0.27 | 0.007 | 0.009 | 0.011 |
| D | 6.95 | 7.00 | 7.05 | 0.274 | 0.276 | 0.278 |
| D1 | 2.55 | 2.60 | 2.65 | 0.100 | 0.102 | 0.104 |
| D2 | 1.85 | 1.90 | 1.95 | 0.073 | 0.075 | 0.077 |
| D3 | 1.45 | 1.50 | 1.55 | 0.057 | 0.059 | 0.061 |
| e | 0.50 BSC | | | 0.020 BSC | | |
| E | 3.95 | 4.00 | 4.05 | 0.156 | 0.157 | 0.159 |
| E2 | 2.75 | 2.80 | 2.85 | 0.108 | 0.110 | 0.112 |
| J | 0.17 | 0.22 | 0.25 | 0.007 | 0.009 | 0.010 |
| J1 | 0.23 | 0.28 | 0.33 | 0.009 | 0.011 | 0.013 |
| K | 0.34 | 0.39 | 0.44 | 0.013 | 0.015 | 0.017 |
| L | 0.35 | 0.40 | 0.45 | 0.014 | 0.016 | 0.018 |
| L1 | 0.16 BSC | | | 0.006 BSC | | |
| N | 26 | | | 26 | | |

* Refer to product datasheet for POD option being used



EXAR CORPORATION

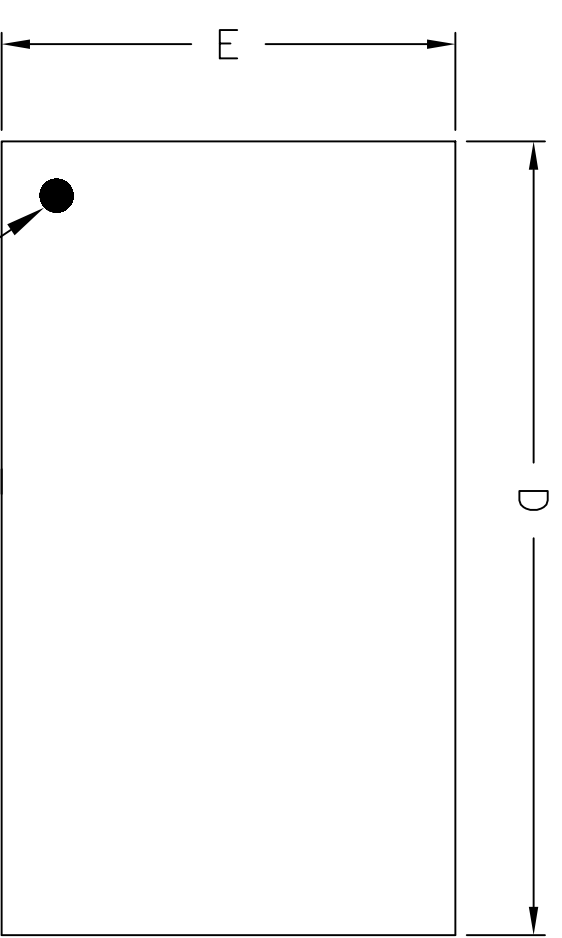
26LD 7X4 DFN PACKAGE OUTLINE

Packaging Approval: Drawing No: 26LD 7X4 DFN

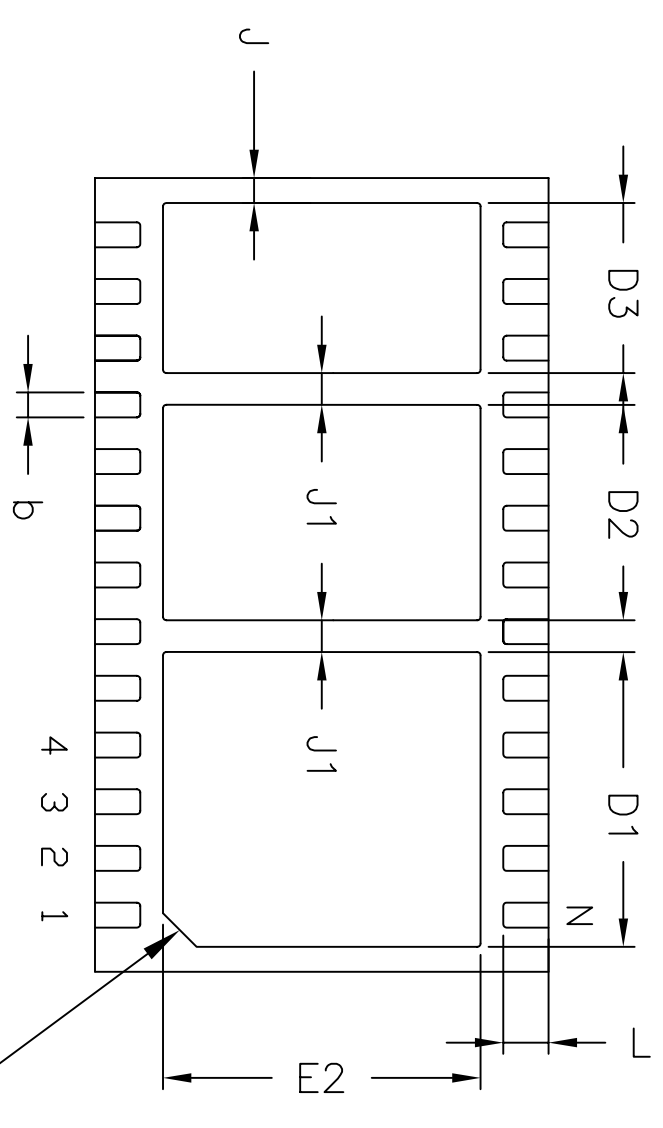
By: JL Date: 11/28/07 Revision: C Sheet: 2 OF 3

| REVISION HISTORY | | | |
|------------------|--------------------------------------|----------|-------|
| REV. | DESCRIPTION | DATE | APP'D |
| A | DRAWING ORIGINATION | 07/11/06 | JL |
| B | CHANGE DRAWING LOGO AND COMPANY NAME | 11/28/07 | JL |

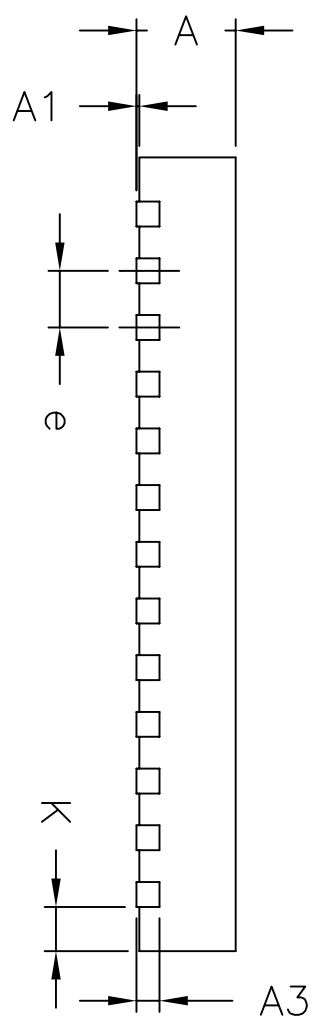
Top View



Bottom View



Side View



| SYMBOLS | DIMENSIONS IN MM (Control Unit) | | | DIMENSIONS IN INCH (Reference Unit) | | |
|---------|------------------------------------|------|------|--|-------|-------|
| | MIN | NOM | MAX | MIN | NOM | MAX |
| A | 0.80 | 0.90 | 1.00 | 0.031 | 0.035 | 0.039 |
| A1 | 0.00 | — | 0.05 | 0.000 | — | 0.002 |
| A3 | 0.18 | 0.20 | 0.23 | 0.007 | 0.008 | 0.009 |
| b | 0.17 | 0.22 | 0.27 | 0.007 | 0.009 | 0.011 |
| D | 6.95 | 7.00 | 7.05 | 0.274 | 0.276 | 0.278 |
| D1 | 2.55 | 2.60 | 2.65 | 0.100 | 0.102 | 0.104 |
| D2 | 1.85 | 1.90 | 1.95 | 0.073 | 0.075 | 0.077 |
| D3 | 1.45 | 1.50 | 1.55 | 0.057 | 0.059 | 0.061 |
| e | 0.50 BSC | | | 0.020 BSC | | |
| E | 3.95 | 4.00 | 4.05 | 0.156 | 0.157 | 0.159 |
| E2 | 2.75 | 2.80 | 2.85 | 0.108 | 0.110 | 0.112 |
| J | 0.17 | 0.22 | 0.25 | 0.007 | 0.009 | 0.010 |
| J1 | 0.23 | 0.28 | 0.33 | 0.009 | 0.011 | 0.013 |
| K | 0.34 | 0.39 | 0.44 | 0.013 | 0.015 | 0.017 |
| L | 0.35 | 0.40 | 0.45 | 0.014 | 0.016 | 0.018 |
| N | 26 | | | 26 | | |

26LD 7 X 4 MM DFN --- (OPTION 3)*

* Refer to product datasheet for P0D option being used



EXAR CORPORATION

26LD 7X4 DFN PACKAGE OUTLINE

Packaging Approval: Drawing No: 26LD 7X4 DFN

By: JL Date: 11/28/07 Revision: B Sheet: 3 OF 3